

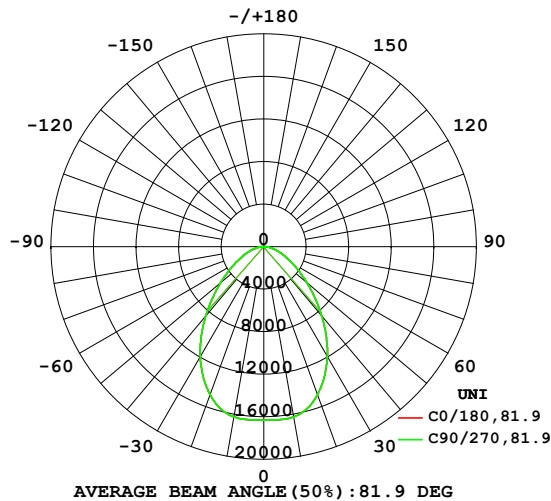
EVERFINE GONIOPHOTOMETERS SYSTEM TEST REPORT

LUMINAIRE PHOTOMETRIC TEST REPORT

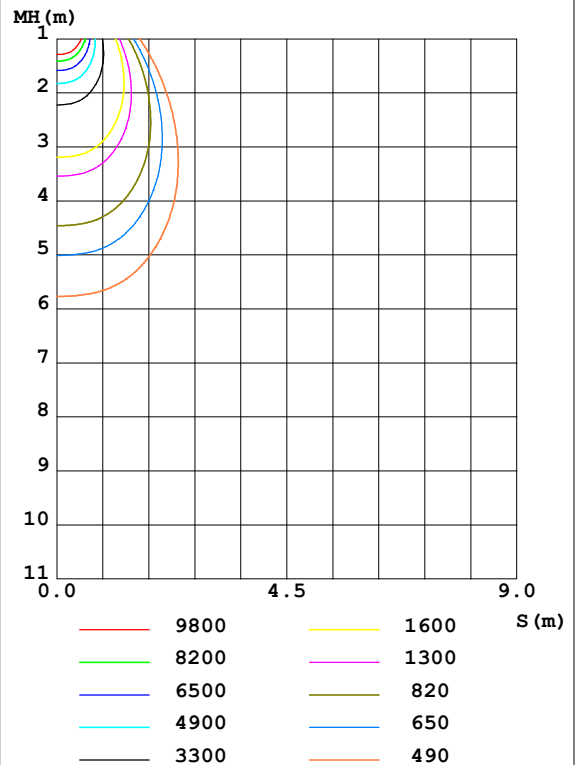
Test:U:229.6V I:0.8810A P:200.2W PF:0.9899 Freq:50.01Hz UTHDi:0% ITHDi:0% Lamp Flux:31215.2x1 lm					
NAME: LHB09-200-5070-L04502			TYPE:		WEIGHT:
SPEC.:			DIM.:		SERIAL No.:
MFR.:			SUR.:		Shielding Angle:

DATA OF LAMP		PHOTOMETRIC DATA Eff: 155.88 lm/W			
MODEL	/	I _{max} (cd)	16339	S/MH (C0/180)	1.12
NOMINAL POWER(W)	200	LOR(%)	100.0	S/MH (C90/270)	1.12
RATED VOLTAGE(V)	230	TOTAL FLUX (lm)	31215	η UP,DN (C0-180)	0.0,50.0
NOMINAL FLUX(lm)	31215.2	CIE CLASS	DIRECT	η UP,DN (C180-360)	0.0,50.0
LAMPS INSIDE	1	η up (%)	0.0	CIBSE SHR NOM	1.00
TEST VOLTAGE (V)	230	η down (%)	100.0	CIBSE SHR MAX	1.15

LUMINOUS INTENSITY DISTRIBUTION DIAGRAM



C0 PLANE ISOLUX DIAGRAM (UNIT:lx)



C Range: 0 - 360DEG
C Interval: 15.0DEG
Test Speed: HIGH
Temperature:25.3DEG
Operators:LYJ
Test Date:2020-08-28

γ Range: 0 - 90DEG
γ Interval: 0.5DEG
Test System:EVERFINE GO-R5000_V2 SYSTEM V2.00.426
Humidity:65.0%
Test Distance:26.000m [K=0.4574]
Remarks:

EVERFINE GONIOPHOTOMETERS SYSTEM TEST REPORT

ZONAL FLUX DIAGRAM

ZONAL FLUX DIAGRAM:

γ	C0	C45	C90	C135	C180	C225	C270	C315	γ	Φ zone	Φ total	%lum,lamp
10	1625	1625	1625	1625	1625	1625	1625	1625	0- 10	1557	1557	4.99,4.99
20	1480	1480	1480	1480	1480	1480	1480	1480	10- 20	4424	5981	19.2,19.2
30	1196	1196	1196	1196	1196	1196	1196	1196	20- 30	6190	12171	39,39
40	848.6	848.6	848.6	848.6	848.6	848.6	848.6	848.6	30- 40	6386	18558	59.5,59.5
50	532.7	532.7	532.7	532.7	532.7	532.7	532.7	532.7	40- 50	5268	23826	76.3,76.3
60	306.1	306.1	306.1	306.1	306.1	306.1	306.1	306.1	50- 60	3673	27499	88.1,88.1
70	162.6	162.6	162.6	162.6	162.6	162.6	162.6	162.6	60- 70	2261	29760	95.3,95.3
80	64.01	64.01	64.01	64.01	64.01	64.01	64.01	64.01	70- 80	1171	30931	99.1,99.1
90	0.2581	0.2581	0.2581	0.2581	0.2581	0.2581	0.2581	0.2581	80- 90	284.1	31215	100,100
100									90-100			
110									100-110			
120									110-120			
130									120-130			
140									130-140			
150									140-150			
160									150-160			
170									160-170			
180									170-180			
DEG	LUMINOUS INTENSITY:×10cd									UNIT:lm		

Conical surface Flux(90deg): 21383 lm

%lum = 68.5%

%lamp = 68.5%

Conical surface Flux(120deg): 27499 lm

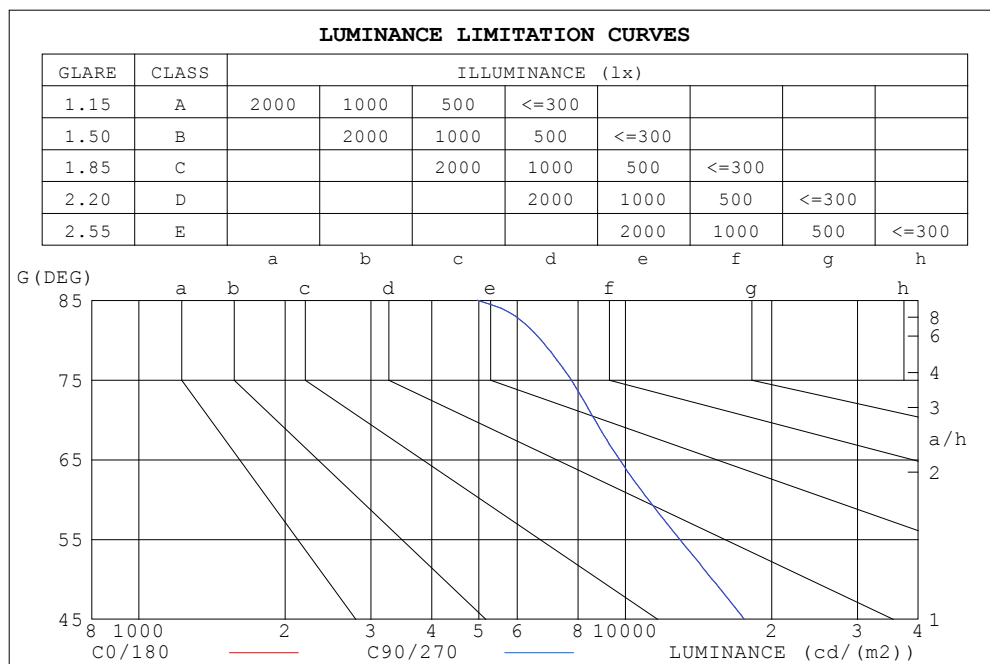
%lum = 88.1%

%lamp = 88.1%

C Range: 0 - 360DEG
C Interval: 15.0DEG
Test Speed: HIGH
Temperature:25.3DEG
Operators:LYJ
Test Date:2020-08-28

γ Range: 0 - 90DEG
 γ Interval: 0.5DEG
Test System:EVERFINE GO-R5000_V2 SYSTEM V2.00.426
Humidity:65.0%
Test Distance:26.000m [K=0.4574]
Remarks:

LUMINANCE LIMITATION CURVES



LUMINANCE cd/(m2)		
G (DEG)	C0/180	C90/270
85	4959	4959
80	6714	6714
75	7747	7747
70	8659	8659
65	9739	9739
60	11152	11152
55	12947	12947
50	15096	15096
45	17562	17562

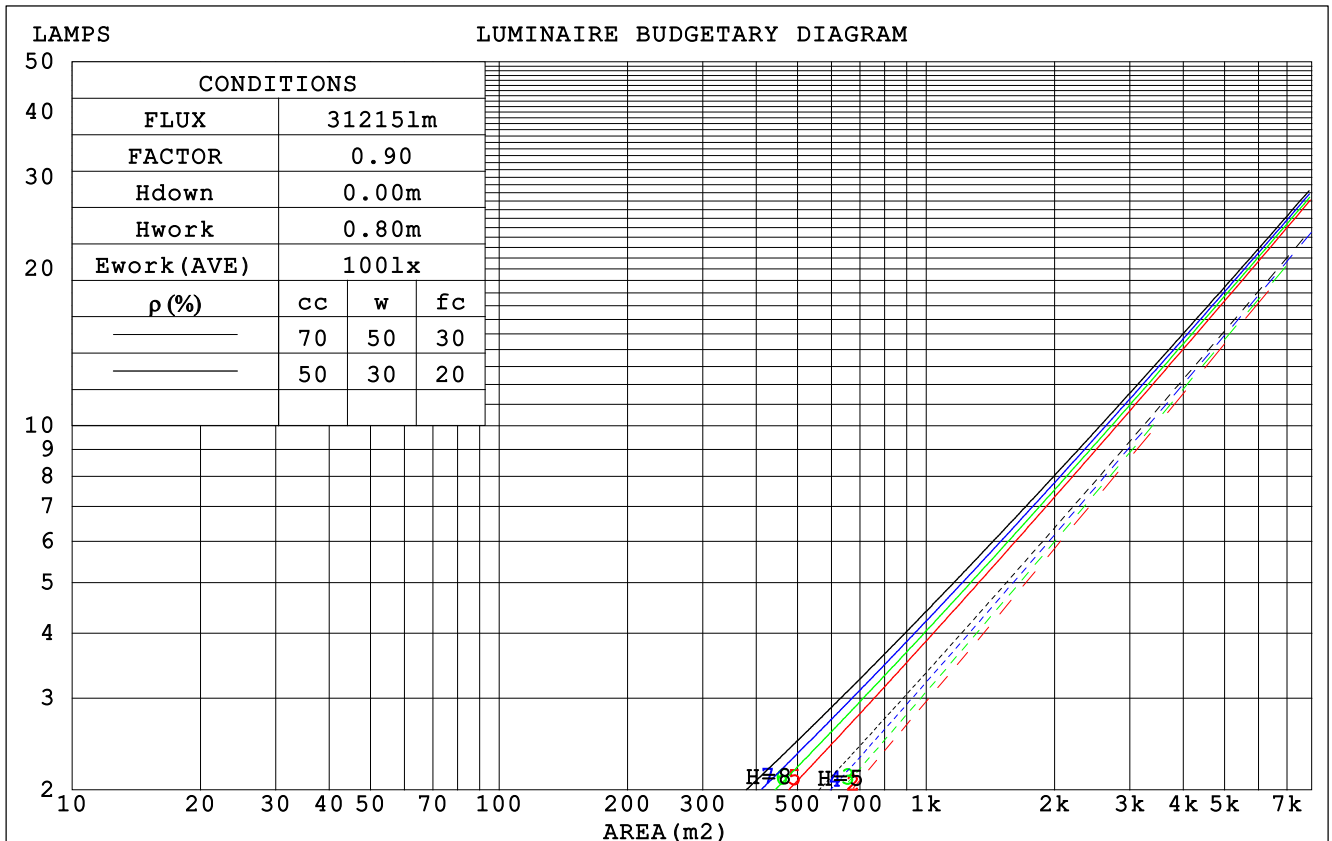
C Range: 0 - 360DEG
C Interval: 15.0DEG
Test Speed: HIGH
Temperature: 25.3DEG
Operators: LYJ
Test Date: 2020-08-28

γ Range: 0 - 90DEG
 γ Interval: 0.5DEG
Test System: EVERFINE GO-R5000_V2 SYSTEM V2.00.426
Humidity: 65.0%
Test Distance: 26.000m [K=0.4574]
Remarks:

EVERFINE GONIOPHOTOMETERS SYSTEM TEST REPORT

CU AND LUMINAIRE BUDGETARY ESTIMATE DIAGRAM

pcc	80%			70%			50%			30%			10%			0
p _w	50%	30%	10%	50%	30%	10%	50%	30%	10%	50%	30%	10%	50%	30%	10%	0
p _{fc}	20%			20%			20%			20%			20%			0
RCR	RCR:Room Cavity Ratio			Coefficients of Utilization(CU)												
0.0	1.19	1.19	1.19	1.16	1.16	1.16	1.11	1.11	1.11	1.06	1.06	1.06	1.02	1.02	1.02	.00
1.0	1.07	1.03	.00	1.04	1.01	.98	1.00	.97	.95	.96	.94	.92	.93	.91	.89	.87
2.0	.95	.89	.84	.93	.88	.83	.90	.85	.81	.87	.83	.80	.84	.81	.78	.76
3.0	.85	.78	.72	.84	.77	.72	.81	.75	.71	.78	.73	.69	.76	.72	.68	.66
4.0	.77	.69	.63	.76	.68	.63	.73	.67	.62	.71	.66	.61	.69	.64	.60	.58
5.0	.70	.62	.56	.69	.61	.55	.67	.60	.55	.65	.59	.54	.63	.58	.54	.52
6.0	.64	.56	.50	.63	.55	.50	.61	.54	.49	.59	.53	.49	.58	.53	.48	.46
7.0	.58	.50	.45	.57	.50	.45	.56	.49	.44	.55	.49	.44	.53	.48	.44	.42
8.0	.54	.46	.41	.53	.46	.40	.52	.45	.40	.51	.44	.40	.49	.44	.40	.38
9.0	.50	.42	.37	.49	.42	.37	.48	.41	.37	.47	.41	.37	.46	.40	.36	.35
10.0	.46	.39	.34	.46	.39	.34	.45	.38	.34	.44	.38	.34	.43	.37	.33	.32



C Range: 0 - 360DEG
 C Interval: 15.0DEG
 Test Speed: HIGH
 Temperature: 25.3DEG
 Operators: LYJ
 Test Date: 2020-08-28

γ Range: 0 - 90DEG
 γ Interval: 0.5DEG
 Test System: EVERFINE GO-R5000_V2 SYSTEM V2.00.426
 Humidity: 65.0%
 Test Distance: 26.000m [K=0.4574]
 Remarks:

EVERFINE GONIOPHOTOMETERS SYSTEM TEST REPORT

WEC AND CCEC

pcc	80%			70%			50%			30%			10%			0														
pw	50%	30%	10%	50%	30%	10%	50%	30%	10%	50%	30%	10%	50%	30%	10%	0														
pfc	20%			20%			20%			20%			20%			0														
RCR	RCR:Room Cavity Ratio															Wall Exitance Coefficients(WEC)														
0.0																														
1.0	.259	.147	.047	.252	.144	.046	.239	.137	.044	.227	.131	.042	.216	.125	.040															
2.0	.248	.136	.042	.242	.133	.041	.230	.128	.040	.220	.123	.039	.210	.119	.037															
3.0	.233	.124	.037	.227	.122	.037	.217	.118	.036	.208	.114	.035	.200	.111	.034															
4.0	.218	.113	.033	.213	.111	.033	.204	.108	.032	.196	.105	.032	.189	.102	.031															
5.0	.204	.104	.030	.200	.102	.030	.192	.100	.029	.185	.097	.029	.178	.095	.029															
6.0	.191	.096	.027	.187	.095	.027	.180	.092	.027	.174	.090	.027	.168	.088	.026															
7.0	.179	.089	.025	.176	.088	.025	.170	.086	.025	.164	.084	.024	.159	.082	.024															
8.0	.169	.082	.023	.166	.082	.023	.160	.080	.023	.155	.079	.023	.150	.077	.022															
9.0	.159	.077	.022	.157	.076	.021	.152	.075	.021	.147	.074	.021	.143	.073	.021															
10.0	.151	.072	.020	.148	.072	.020	.144	.071	.020	.140	.069	.020	.136	.068	.020															

pcc	80%			70%			50%			30%			10%			0	
pw	50%	30%	10%	50%	30%	10%	50%	30%	10%	50%	30%	10%	50%	30%	10%	0	
pfc	20%			20%			20%			20%			20%			0	
RCR	RCR:Room Cavity Ratio						Ceiling Cavity Exitance Coefficients(CCEC)										
0.0	.190	.190	.190	.163	.163	.163	.111	.111	.111	.064	.064	.064	.020	.020	.020		
1.0	.177	.157	.138	.151	.134	.119	.103	.092	.082	.060	.054	.048	.019	.017	.015		
2.0	.166	.132	.103	.142	.114	.089	.098	.079	.062	.056	.046	.037	.018	.015	.012		
3.0	.157	.114	.080	.135	.098	.069	.093	.068	.048	.053	.040	.029	.017	.013	.009		
4.0	.149	.100	.063	.128	.087	.055	.088	.060	.039	.051	.035	.023	.016	.012	.007		
5.0	.142	.090	.051	.122	.077	.044	.084	.054	.031	.048	.032	.019	.016	.010	.006		
6.0	.135	.081	.042	.116	.070	.037	.080	.049	.026	.046	.029	.016	.015	.009	.005		
7.0	.128	.074	.036	.110	.064	.031	.076	.045	.022	.044	.026	.013	.014	.009	.004		
8.0	.122	.068	.031	.105	.059	.027	.073	.041	.019	.042	.024	.011	.014	.008	.004		
9.0	.116	.063	.027	.100	.055	.023	.069	.038	.017	.040	.023	.010	.013	.007	.003		
10.0	.111	.059	.024	.096	.051	.021	.066	.036	.015	.039	.021	.009	.013	.007	.003		

C Range: 0 - 360DEG
 C Interval: 15.0DEG
 Test Speed: HIGH
 Temperature:25.3DEG
 Operators:LYJ
 Test Date:2020-08-28

γ Range: 0 - 90DEG
 γ Interval: 0.5DEG
 Test System:EVERFINE GO-R5000_V2 SYSTEM V2.00.426
 Humidity:65.0%
 Test Distance:26.000m [K=0.4574]
 Remarks:

EVERFINE GONIOPHOTOMETERS SYSTEM TEST REPORT

UGR(Unified Glare Rating) Table

ceiling/cavity	0.7	0.7	0.5	0.5	0.3	0.7	0.7	0.5	0.5	0.3
walls	0.5	0.3	0.5	0.3	0.3	0.5	0.3	0.5	0.3	0.3
working plane	0.2	0.2	0.2	0.2	0.2	0.2	0.2	0.2	0.2	0.2
Room dimensions	Viewed crosswise					Viewed endwise				
x = 2H y = 2H	19.7	21.2	20.1	21.5	21.8	19.7	21.2	20.1	21.5	21.8
3H	21.0	22.3	21.4	22.6	23.0	21.0	22.3	21.4	22.6	23.0
4H	21.5	22.7	21.9	23.0	23.4	21.5	22.7	21.9	23.0	23.4
6H	21.8	22.9	22.2	23.3	23.7	21.8	22.9	22.2	23.3	23.7
8H	21.9	23.0	22.3	23.3	23.7	21.9	23.0	22.3	23.3	23.7
12H	21.9	23.0	22.4	23.3	23.8	21.9	23.0	22.4	23.3	23.8
4H 2H	20.1	21.3	20.5	21.7	22.1	20.1	21.3	20.5	21.7	22.1
3H	21.6	22.6	22.0	23.0	23.4	21.6	22.6	22.0	23.0	23.4
4H	22.2	23.1	22.7	23.5	24.0	22.2	23.1	22.7	23.5	24.0
6H	22.7	23.5	23.1	23.9	24.4	22.7	23.5	23.1	23.9	24.4
8H	22.8	23.5	23.3	24.0	24.5	22.8	23.5	23.3	24.0	24.5
12H	22.9	23.5	23.4	24.0	24.5	22.9	23.5	23.4	24.0	24.5
8H 4H	22.4	23.2	22.9	23.6	24.1	22.4	23.2	22.9	23.6	24.1
6H	23.0	23.6	23.5	24.1	24.6	23.0	23.6	23.5	24.1	24.6
8H	23.2	23.7	23.7	24.2	24.7	23.2	23.7	23.7	24.2	24.7
12H	23.3	23.8	23.8	24.3	24.8	23.3	23.8	23.8	24.3	24.8
12H 4H	22.4	23.1	22.9	23.6	24.0	22.4	23.1	22.9	23.6	24.0
6H	23.0	23.6	23.5	24.0	24.6	23.0	23.6	23.5	24.0	24.6
8H	23.2	23.7	23.8	24.2	24.8	23.2	23.7	23.8	24.2	24.8
CIE190: 2010										

CIE190: 2010
Area: 0.221 m2

C Range: 0 - 360DEG
C Interval: 15.0DEG
Test Speed: HIGH
Temperature:25.3DEG
Operators:LYJ
Test Date:2020-08-28

γ Range: 0 - 90DEG
 γ Interval: 0.5DEG
Test System:EVERFINE GO-R5000_V2 SYSTEM V2.00.426
Humidity:65.0%
Test Distance:26.000m [K=0.4574]
Remarks:

EVERFINE GONIOPHOTOMETERS SYSTEM TEST REPORT

UTILIZATION FACTORS TABLE

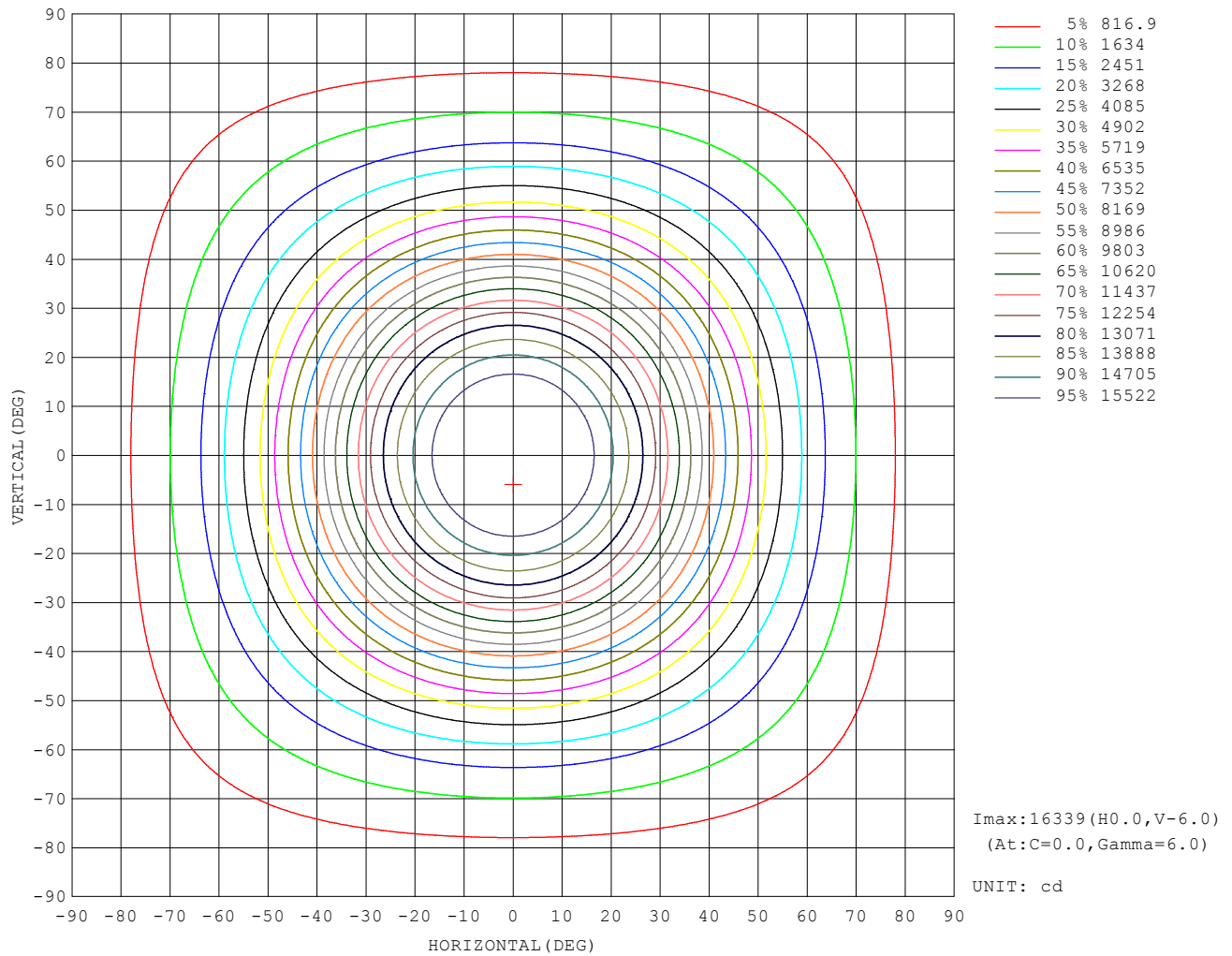
REFLECTANCE										
Ceiling	0.8	0.8	0.8	0.7	0.7	0.7	0.5	0.5	0.5	0
Walls	0.7	0.5	0.3	0.7	0.5	0.3	0.7	0.5	0.3	0
Working plane	0.2	0.2	0.2	0.2	0.2	0.2	0.2	0.2	0.2	0
ROOM INDEX	UTILIZATION FACTORS (PERCENT) $k(RI) \times RCR = 5$									
$k = 0.60$	66	56	50	66	56	50	65	55	50	44
0.80	76	66	60	75	66	60	73	65	59	53
1.00	84	74	68	83	74	68	80	75	67	61
1.25	90	81	75	89	81	75	86	79	74	68
1.50	94	86	80	93	85	80	90	84	79	72
2.00	100	93	88	98	92	87	95	90	85	78
2.50	103	97	92	101	95	91	98	93	89	81
3.00	106	100	96	104	99	95	100	96	92	85
4.00	109	104	101	107	103	99	103	99	96	88
5.00	111	107	104	109	105	102	104	101	99	90
ROOM INDEX	UF (total)									Direct
According to DIN EN 13032-2 2004			Suspended					SHRNOM = 1.25		

C Range: 0 - 360DEG
 C Interval: 15.0DEG
 Test Speed: HIGH
 Temperature: 25.3DEG
 Operators: LYJ
 Test Date: 2020-08-28

γ Range: 0 - 90DEG
 γ Interval: 0.5DEG
 Test System: EVERFINE GO-R5000_V2 SYSTEM V2.00.426
 Humidity: 65.0%
 Test Distance: 26.000m [K=0.4574]
 Remarks:

EVERFINE GONIOPHOTOMETERS SYSTEM TEST REPORT

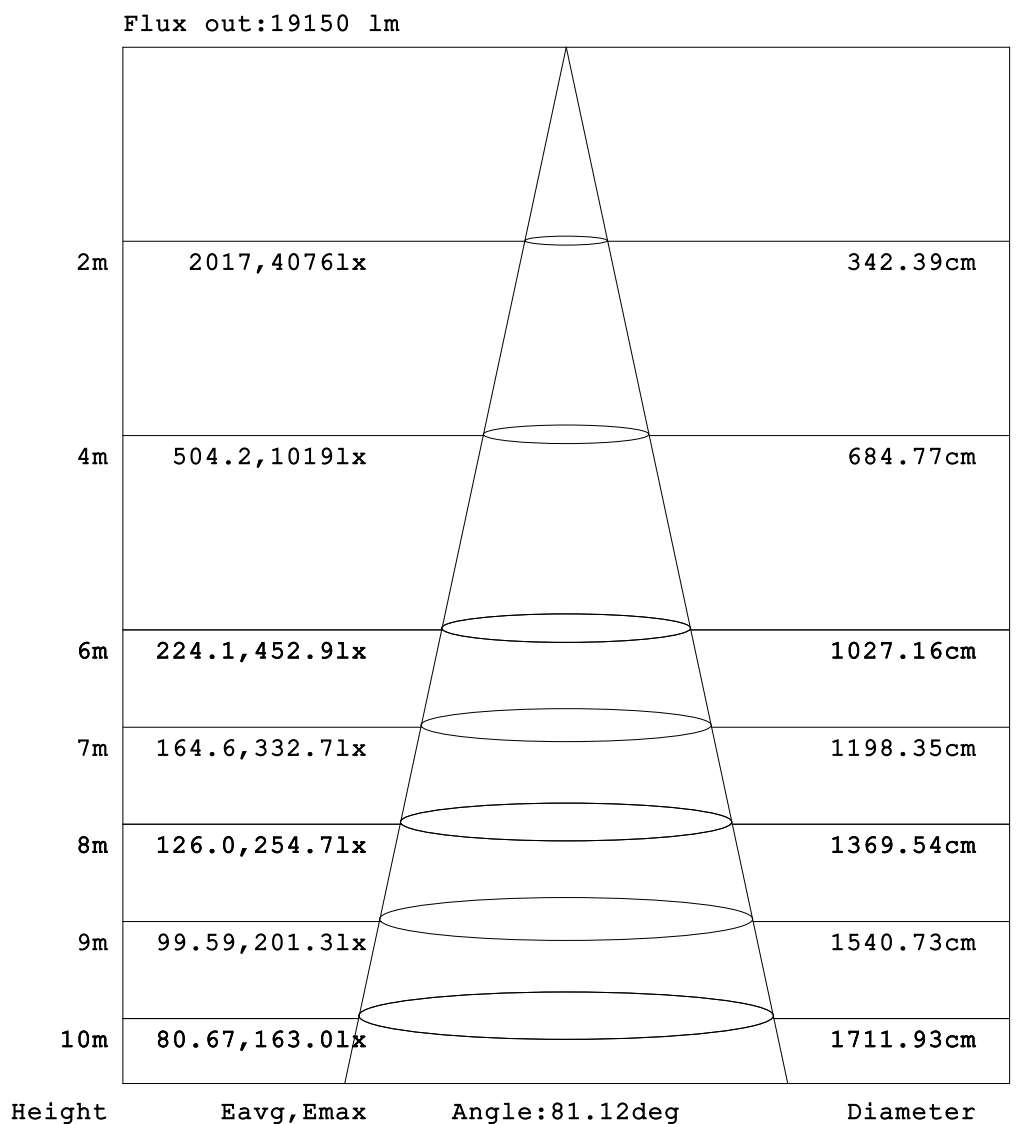
ISOCANDELA DIAGRAM



C Range: 0 - 360DEG
C Interval: 15.0DEG
Test Speed: HIGH
Temperature:25.3DEG
Operators:LYJ
Test Date:2020-08-28

γ Range: 0 - 90DEG
 γ Interval: 0.5DEG
Test System:EVERFINE GO-R5000_V2 SYSTEM V2.00.426
Humidity:65.0%
Test Distance:26.000m [K=0.4574]
Remarks:

AAI Figure

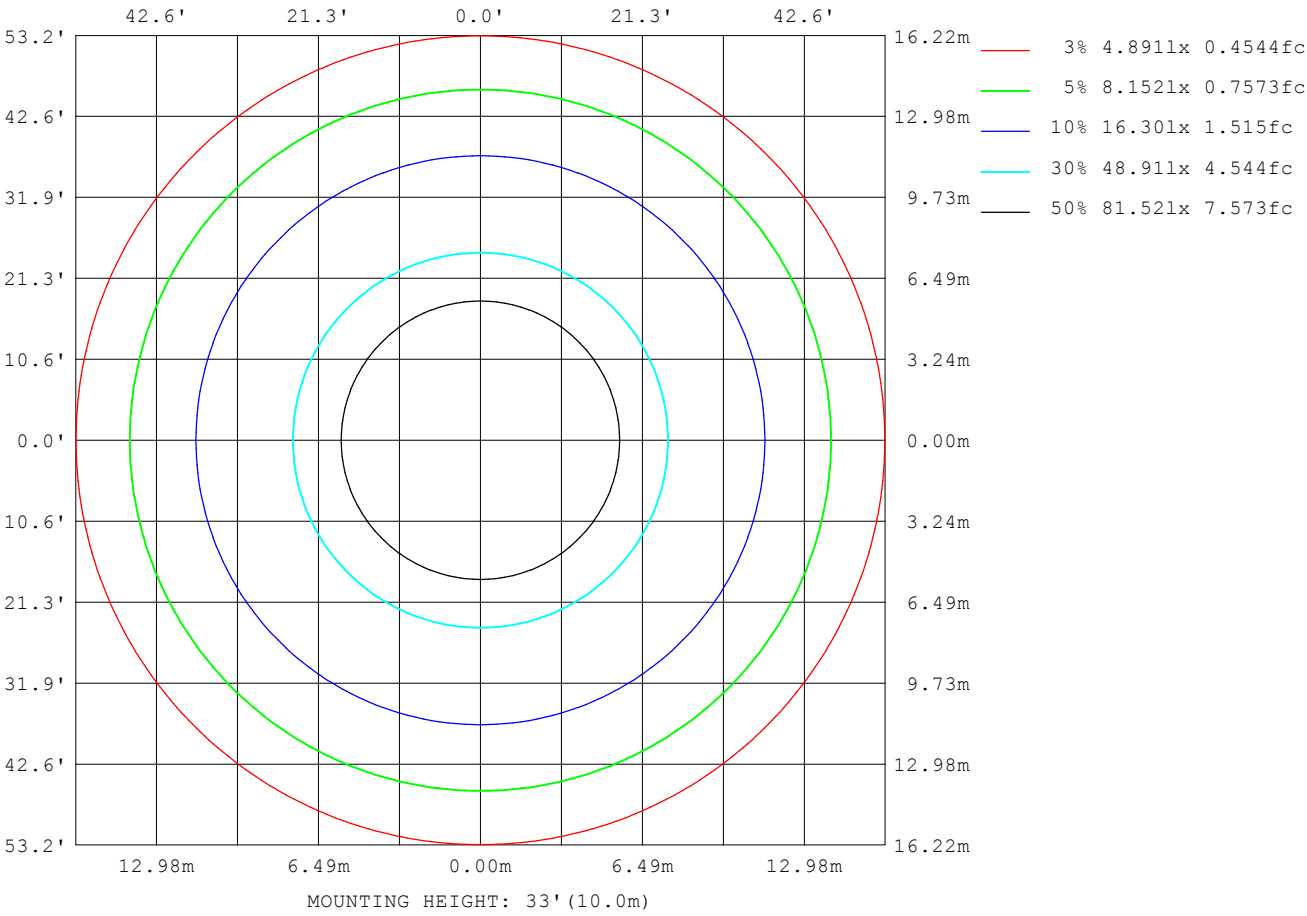


Note:The Curves indicate the illuminated area and the average illumination when the luminaire is at different distance.

C Range: 0 - 360DEG
C Interval: 15.0DEG
Test Speed: HIGH
Temperature:25.3DEG
Operators:LYJ
Test Date:2020-08-28

γ Range: 0 - 90DEG
 γ Interval: 0.5DEG
Test System:EVERFINE GO-R5000_V2 SYSTEM V2.00.426
Humidity:65.0%
Test Distance:26.000m [K=0.4574]
Remarks:

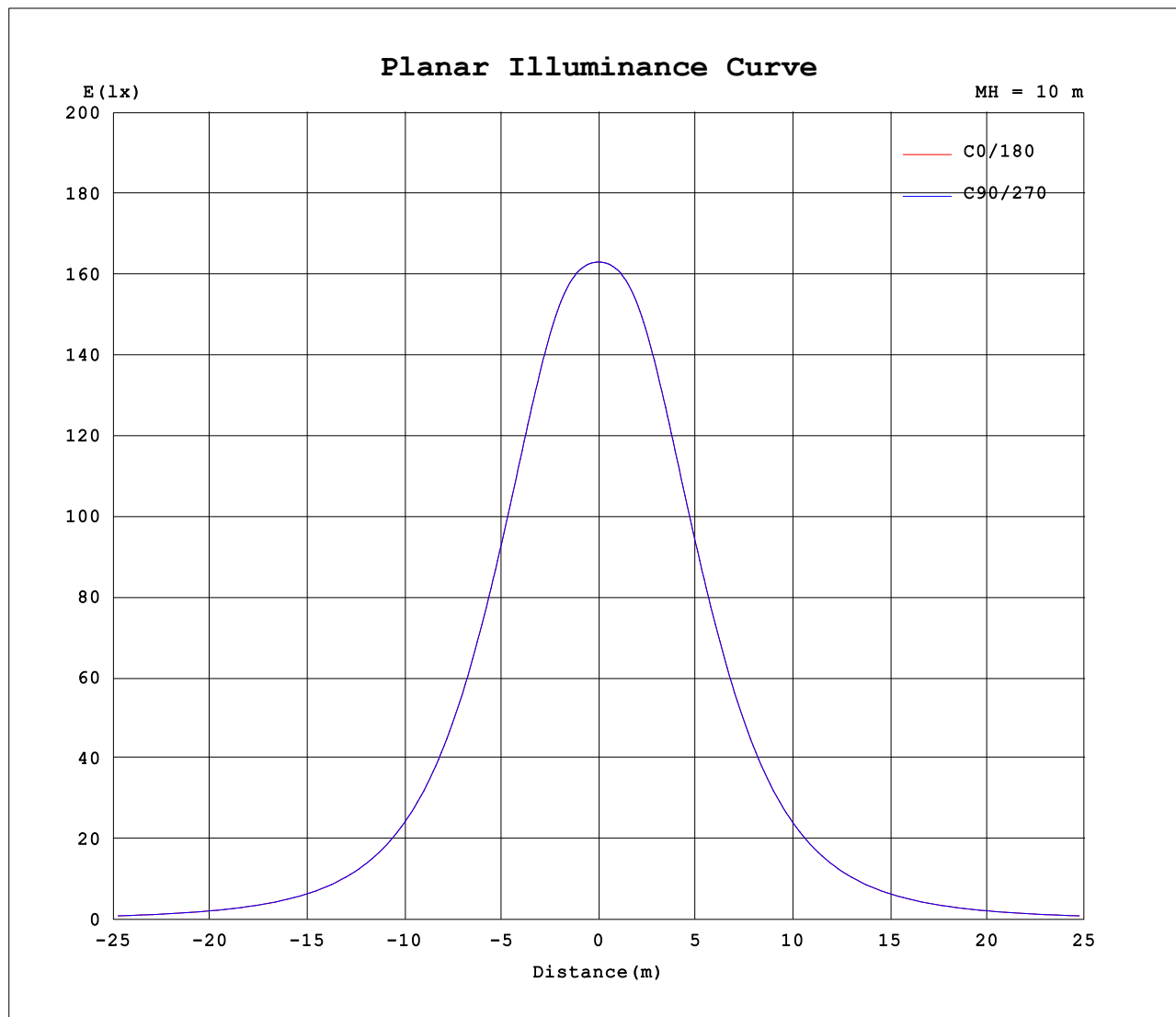
ISOLUX DIAGRAM



C Range: 0 - 360DEG
C Interval: 15.0DEG
Test Speed: HIGH
Temperature:25.3DEG
Operators:LYJ
Test Date:2020-08-28

γ Range: 0 - 90DEG
γ Interval: 0.5DEG
Test System:EVERFINE GO-R5000_V2 SYSTEM V2.00.426
Humidity:65.0%
Test Distance:26.000m [K=0.4574]
Remarks:

Planar Illuminance Curve



C Range: 0 - 360DEG
C Interval: 15.0DEG
Test Speed: HIGH
Temperature: 25.3DEG
Operators: LYJ
Test Date: 2020-08-28

γ Range: 0 - 90DEG
 γ Interval: 0.5DEG
Test System: EVERFINE GO-R5000_V2 SYSTEM V2.00.426
Humidity: 65.0%
Test Distance: 26.000m [K=0.4574]
Remarks: